



# SUPPORT CLASS RESULTS



## AUSTRALIAN SUPERSPORT

### Qualifying

Date: 22/02/13  
 Event: Q04  
 Weather: Cloudy - Temp: 25.4C  
 Track: Dry - Temp: 38.2C

Started at: 12:51:11  
 Laps: 30 Min  
 Starters: 34  
 Printed at: 13:52

### PROVISIONAL CLASSIFICATION

Pos	No	Gr	Name	Machine	Fastest Lap	On Lap	Behind Prev	Behind Leader	Top Speed
1	64	B	Aaron MORRIS (NSW) / Maxima Yamaha	Yamaha YZF-R6	1:37.183	8 of 8			258
2	2	A	Daniel FALZON (SA) / Caterpillar EPS / Yamaha	Yamaha YZF-R6	1:37.369	8 of 8	.186	.186	265
3	52	A	Ryan TAYLOR (VIC) / Pirelli Motul YRDSW Racing	Yamaha YZF-R6	1:37.818	4 of 13	.449	.635	261
4	69	A	Michael LOCKART (NSW) / Kawasaki Australia / EPI International	Kawasaki ZX6R	1:37.960	11 of 11	.142	.777	260
5	50	C	Callum SPRIGGS (QLD) / YRD	Yamaha YZF-R6	1:38.055	3 of 16	.095	.872	260
6	41	D	Aiden WAGNER (QLD) / Wagner Soil Testing	Yamaha YZF-R6	1:38.133	10 of 12	.078	.950	264
7	78	B	Michael BLAIR (NSW) / Finson	Yamaha YZF-R6	1:38.188	13 of 17	.055	1.005	260
8	82	A	Chris QUINN (NSW) / Coopers Pale Ale / Holmes Extractive Resources	Yamaha YZF-R6	1:38.247	4 of 8	.059	1.064	261
9	96	A	Aaron GOBERT (NSW)	Kawasaki ZX6R	1:38.404	9 of 12	.157	1.221	260
10	59	C	Luke BURGESS (QLD) / Mackay Kawasaki	Kawasaki ZX6R	1:38.559	16 of 17	.155	1.376	255
11	68	C	Mitchell LEVY (NSW) / Racers Edge Performance / Pirelli / Motul / RK Chains	Suzuki GSX-R	1:38.766	12 of 16	.207	1.583	260
12	20	B	Alex PHILLIS (VIC)	Kawasaki ZX6R	1:39.101	10 of 14	.335	1.918	260
13	43		Alastair HOOGENBOEZEM (NZ) / Australia Outdoor Living / Leda	Suzuki GSX-R	1:39.238	8 of 13	.137	2.055	256
14	65	C	Hudson PITT (SA) / CM Racing	Suzuki GSX-R	1:39.423	10 of 14	.185	2.240	262
15	49	A	Brendan CLARKE (QLD) / Champion's Ride Days / Child's Dream	Honda CBR-RR	1:39.849	14 of 14	.426	2.666	253
16	24	C	Daniel MAYES (QLD)	Suzuki GSX-R	1:39.967	4 of 10	.118	2.784	262
17	42	B	David BUONOPANE (VIC)	Yamaha YZF-R6	1:40.525	13 of 14	.558	3.342	260
18	58	B	Anthony QUINN (NSW) / Coopers Pale Ale / Holmes Extractive Resources	Yamaha YZF-R6	1:40.761	14 of 14	.236	3.578	258
19	72	B	Brad SHAW (VIC) / Kyabram Bearings	Kawasaki ZX6R	1:41.447	13 of 15	.686	4.264	261
20	97	C	Joshua CUMING (QLD) / Fosters Ace Auto Repairs	Yamaha YZF-R6	1:41.568	11 of 16	.121	4.385	253
21	53	B	Mason COOTE (VIC) / MSC Safe CO	Suzuki GSX-R	1:43.475	10 of 10	1.907	6.292	252
22	85	C	Jarrod KOPPE (QLD) / Future Sport MC / TP Human Capital	Suzuki GSXR600	1:43.847	13 of 13	.372	6.664	248
23	98	C	Evan BYLES (SA) / SA Motorcycles	Kawasaki ZX6R	1:44.070	9 of 11	.223	6.887	242
24	84	C	Thomas BRYDEN (NSW) / Aussie Track Bikes / Elwin Motorsport	Yamaha YZF-R6	1:44.099	10 of 10	.029	6.916	254

*Scott Laing*  
 Chief Time Keeper - Scott Laing

*Tom Williams*  
 Clerk of Course - Tom Williams



Computime Race Timing Systems Pty Ltd © 1996  
 Licensed to Computime Race Timing Systems  
**COMPUTIME RACE TIMING SYSTEMS PTY LTD**  
**www.computime.com.au**

9 Timber Lane, Glen Waverley Vic 3150. Ph: 0418 17 13 17

E-mail: scott@computime.com.au





# SUPPORT CLASS RESULTS

## AUSTRALIAN SUPERSPORT

### Qualifying



Date: 22/02/13  
 Event: Q04  
 Weather: Cloudy - Temp: 25.4C  
 Track: Dry - Temp: 38.2C

Started at: 12:51:11  
 Laps: 30 Min  
 Starters: 34  
 Printed at: 13:52


### PROVISIONAL CLASSIFICATION

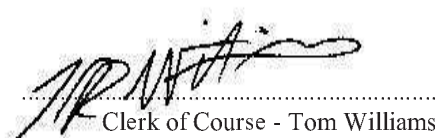
Pos	No	Gr	Name	Machine	Fastest Lap	On Lap	Behind Prev	Behind Leader	Top Speed
25	76	C	Scott GAPPS (NSW) / TOAD Racing	Kawasaki ZX6R	1:44.117	9 of 9	.018	6.934	254
26	67	C	Mark SCHUPPAN (SA) / SA Motorcycles / Team Atusara	Kawasaki ZX6R	1:44.202	16 of 16	.085	7.019	238
27	73	C	Anthony JONES (QLD) / A1 Race Paint / Race Art Australia	Yamaha YZF-R6	1:44.343	9 of 17	.141	7.160	251
28	21	B	James PATRICK (VIC)	Yamaha YZF-R6	1:44.403	8 of 8	.060	7.220	245
29	93	C	David BARKER (VIC)	Yamaha YZF-R6	1:44.808	8 of 15	.405	7.625	250
30	33	C	Richard ELLIS (VIC) / IMOTO / Lulu Café Leongatha	Yamaha YZF-R6	1:44.838	3 of 8	.030	7.655	249
31	71	D	Sam HERMEL (SA)	Honda CBR-RR	1:45.143	7 of 9	.305	7.960	248
32	30	C	Rowen SMITH (VIC) / Ray Smith Motors & Sons	Suzuki GSX-R	1:45.561	14 of 14	.418	8.378	244
33	89	A	Anthony Luke VILLELLA (QLD)	Suzuki GSX-R	1:46.757	8 of 14	1.196	9.574	243
34	99	D	Miguel BAKER (QLD) / Champion's Ride Days	Honda CBR-RR	1:50.304	13 of 13	3.547	13.121	251

Current qualifying record for SS class - 1:35.826 by Shannon JOHNSON (VIC) on a Honda CBR-RR set on 16/10/09

\*\*\* ALL RIDERS QUALIFY \*\*\*

The results are provisional until the end of the time limit for protests and appeals.

  
 Chief Time Keeper - Scott Laing

  
 Clerk of Course - Tom Williams



Computime Race Timing Systems Pty Ltd © 1996  
 Licensed to Computime Race Timing Systems  
**COMPUTIME RACE TIMING SYSTEMS PTY LTD**  
**www.computime.com.au**

9 Timber Lane, Glen Waverley Vic 3150. Ph: 0418 17 13 17

E-mail: scott@computime.com.au





# SUPPORT CLASS RESULTS



## AUSTRALIAN SUPERSPORT

### Qualifying

Date: 22/02/13  
 Event: Q04  
 Weather: Cloudy - Temp: 25.4C  
 Track: Dry - Temp: 38.2C

Started at: 12:51:11  
 Laps: 30 Min  
 Starters: 34  
 Printed at: 13:52

### PROVISIONAL LAP TIMES

No	Name	Lap 1	Lap 2	Lap 3	Lap 4	Lap 5	Lap 6	Lap 7	Lap 8	Lap 9	Lap 10
2	Daniel FALZON (SA)	2:02.951	1:52.814	1:43.572	1:42.573	1:38.374	1:38.447	1:54.061	<b>1:37.369</b>		
20	Alex PHILLIS (VIC)	1:53.975	1:41.728	1:40.251	1:39.700	1:41.212	8:03.828	1:50.629	1:40.570	1:39.698	<b>1:39.101</b>
	10	1:41.052	1:39.574	1:40.879	1:39.343						
21	James PATRICK (VIC)	1:59.855	1:46.618	1:45.596	1:45.489	1:44.876	1:44.478	1:45.720	<b>1:44.403</b>		
24	Daniel MAYES (QLD)	1:59.613	1:45.007	1:41.062	<b>1:39.967</b>	1:41.561	1:47.265	9:25.602	1:57.043	1:42.328	1:41.225
30	Rowen SMITH (VIC)	2:03.844	1:48.553	1:47.428	2:53.108	1:56.059	1:47.566	1:46.454	1:47.761	1:47.009	1:45.632
	10	3:34.697	1:58.560	1:48.210	<b>1:45.561</b>						
33	Richard ELLIS (VIC)	1:56.714	1:46.382	<b>1:44.838</b>	3:22.068	1:57.781	1:49.113	3:26.434	1:58.815		
41	Aiden WAGNER (QLD)	1:49.883	1:39.866	1:39.082	1:38.562	2:13.749	1:40.021	4:17.916	1:46.226	1:39.413	<b>1:38.133</b>
	10	1:38.458	1:38.638								
42	David BUONOPANE (VIC)	1:54.073	1:41.635	1:42.550	1:41.645	1:42.585	1:41.444	2:18.188	1:54.150	1:42.017	1:40.580
	10	3:18.801	1:53.801	<b>1:40.525</b>	1:41.231						
43	Alastair HOOGENBOEZEM (NZ)	1:55.592	1:42.783	1:40.819	1:39.435	1:39.725	1:39.907	1:39.395	<b>1:39.238</b>	4:56.851	1:52.671
	10	1:39.370	1:39.837	1:40.674							
49	Brendan CLARKE (QLD)	1:57.178	1:44.254	1:42.996	1:41.540	1:40.994	4:39.249	2:07.301	3:40.019	2:00.204	1:42.771
	10	1:41.561	1:40.617	1:40.217	<b>1:39.849</b>						
50	Callum SPRIGGS (QLD)	1:53.461	1:39.462	<b>1:38.055</b>	1:38.451	1:38.056	2:45.953	1:49.458	1:41.185	1:40.350	1:40.560
	10	1:40.315	4:40.332	1:51.372	1:41.040	1:38.479	1:39.500				
52	Ryan TAYLOR (VIC)	1:52.155	1:39.189	1:39.933	<b>1:37.818</b>	1:37.924	1:38.453	4:17.410	1:52.433	1:39.862	1:37.868
	10	1:38.570	1:38.519	5:21.007							
53	Mason COOTE (VIC)	2:06.231	1:50.026	3:21.481	1:53.835	1:45.416	1:44.973	1:45.168	3:16.994	1:56.210	<b>1:43.475</b>
58	Anthony QUINN (NSW)	1:58.785	1:43.721	1:42.644	1:44.179	1:42.449	5:40.817	2:18.531	1:43.711	1:41.122	1:41.167
	10	3:19.028	2:09.770	1:41.592	<b>1:40.761</b>						
59	Luke BURGESS (QLD)	1:53.836	1:42.507	1:40.743	1:40.013	2:30.266	1:53.446	1:41.897	1:41.035	2:21.136	1:51.691
	10	1:41.436	1:41.600	1:59.123	1:44.190	1:39.876	<b>1:38.559</b>	1:56.370			
64	Aaron MORRIS (NSW)	1:51.178	1:40.486	1:37.970	2:38.970	1:52.622	1:41.554	1:38.933	<b>1:37.183</b>		
65	Hudson PITT (SA)	1:56.091	1:42.955	1:44.194	1:40.987	1:40.766	1:40.731	4:47.717	1:52.982	1:39.938	<b>1:39.423</b>
	10	1:40.295	4:15.533	1:55.354	1:42.860						
67	Mark SCHUPPAN (SA)	1:56.991	1:46.632	1:46.829	1:46.718	1:46.127	1:46.180	1:45.979	1:47.141	1:45.381	4:11.935
	10	1:54.977	1:45.336	1:45.206	1:45.278	1:45.134	<b>1:44.202</b>				
68	Mitchell LEVY (NSW)	1:58.638	1:42.104	1:42.165	1:43.795	2:03.465	1:51.167	1:41.273	1:39.534	1:40.689	1:39.623
	10	1:39.223	<b>1:38.766</b>	1:40.435	1:39.544	3:44.341	1:49.788				
69	Michael LOCKART (NSW)	1:53.760	1:43.097	1:39.045	1:38.200	1:38.317	1:37.980	5:39.288	1:57.483	1:41.474	1:38.328
	10	<b>1:37.960</b>									

*Scott Laing*  
 Chief Time Keeper - Scott Laing

*Tom Williams*  
 Clerk of Course - Tom Williams



Computime Race Timing Systems Pty Ltd © 1996  
 Licensed to Computime Race Timing Systems  
**COMPUTIME RACE TIMING SYSTEMS PTY LTD**  
**www.computime.com.au**

9 Timber Lane, Glen Waverley Vic 3150. Ph: 0418 17 13 17

E-mail: scott@computime.com.au





# SUPPORT CLASS RESULTS

## AUSTRALIAN SUPERSPORT

### Qualifying



Date: 22/02/13  
 Event: Q04  
 Weather: Cloudy - Temp: 25.4C  
 Track: Dry - Temp: 38.2C

Started at: 12:51:11  
 Laps: 30 Min  
 Starters: 34  
 Printed at: 13:52

### PROVISIONAL LAP TIMES

No	Name	Lap 1	Lap 2	Lap 3	Lap 4	Lap 5	Lap 6	Lap 7	Lap 8	Lap 9	Lap 10
71	Sam HERMEL (SA)	2:03.399	1:52.059	2:32.604	1:54.030	5:27.047	1:56.446	<b>1:45.143</b>	1:45.408	1:46.358	
72	Brad SHAW (VIC)	1:58.907	1:43.673	1:41.677	1:44.490	1:41.651	3:37.315	1:51.423	1:41.514	1:42.187	3:30.476
	10	1:52.238	1:41.867	<b>1:41.447</b>	2:58.740	1:53.341					
73	Anthony JONES (QLD)	1:57.624	1:47.964	1:47.075	1:46.486	1:46.533	1:50.729	1:47.186	1:45.857	<b>1:44.343</b>	2:04.410
	10	1:45.729	1:44.573	1:44.758	1:45.457	2:00.013	1:44.540	1:45.391			
76	Scott GAPPS (NSW)	2:01.416	1:49.326	1:45.593	1:44.575	5:46.429	2:08.294	1:47.878	1:44.243	<b>1:44.117</b>	
78	Michael BLAIR (NSW)	1:54.375	2:05.767	1:45.279	1:38.915	1:39.459	1:39.269	1:38.355	1:39.685	1:39.537	1:38.267
	10	3:08.809	1:45.885	<b>1:38.188</b>	1:39.015	1:38.624	1:38.791	1:39.052			
82	Chris QUINN (NSW)	1:56.136	1:41.486	1:38.715	<b>1:38.247</b>	1:38.311	5:51.602	2:00.542	1:40.341		
84	Thomas BRYDEN (NSW)	2:04.225	2:28.273	1:48.805	1:46.406	1:44.848	1:44.894	3:38.906	1:57.032	1:44.824	<b>1:44.099</b>
85	Jarrod KOPPE (QLD)	1:59.104	1:47.369	1:46.564	1:45.166	1:44.909	1:49.089	1:46.058	1:44.801	1:44.344	1:44.150
	10	1:45.624	1:44.024	<b>1:43.847</b>							
89	Anthony Luke VILLELLA (QLD)	2:01.800	1:48.889	1:47.213	1:48.411	1:47.573	1:47.512	1:47.589	<b>1:46.757</b>	1:47.441	1:47.867
	10	1:47.946	1:47.682	1:46.977	1:48.230						
93	David BARKER (VIC)	2:00.639	1:49.760	1:49.214	1:48.044	1:47.659	1:46.842	1:45.910	<b>1:44.808</b>	1:45.117	5:36.532
	10	1:54.589	1:45.031	1:45.530	1:44.882	1:53.099					
96	Aaron GOBERT (NSW)	1:50.601	1:40.377	1:39.728	1:41.400	1:38.677	3:45.050	1:45.359	1:39.114	<b>1:38.404</b>	3:57.741
	10	1:51.676	1:39.718								
97	Joshua CUMING (QLD)	1:57.623	1:47.741	1:46.439	1:44.204	1:44.215	1:44.335	1:42.678	1:42.721	1:43.624	1:42.442
	10	<b>1:41.568</b>	1:48.407	5:04.006	1:48.886	1:41.679	1:41.674				
98	Evan BYLES (SA)	1:59.233	1:47.666	1:46.254	1:45.919	1:45.637	4:37.807	1:56.655	1:44.375	<b>1:44.070</b>	1:44.433
	10	1:44.913									
99	Miguel BAKER (QLD)	2:09.333	1:57.090	1:56.316	1:54.689	1:53.429	1:52.772	1:51.689	3:47.527	2:02.333	1:51.195
	10	1:50.628	1:50.645	<b>1:50.304</b>							

\*\*\* ALL RIDERS QUALIFY \*\*\*

The results are provisional until the end of the time limit for protests and appeals.

Chief Time Keeper - Scott Laing

Clerk of Course - Tom Williams



Computime Race Timing Systems Pty Ltd © 1996  
 Licensed to Computime Race Timing Systems  
**COMPUTIME RACE TIMING SYSTEMS PTY LTD**  
**www.computime.com.au**

9 Timber Lane, Glen Waverley Vic 3150. Ph: 0418 17 13 17

E-mail: scott@computime.com.au





# SUPPORT CLASS RESULTS

## AUSTRALIAN SUPERSPORT

### Qualifying



Date: 22/02/13  
 Event: Q04  
 Weather: Cloudy - Temp: 25.4C  
 Track: Dry - Temp: 38.2C

Started at: 12:51:11  
 Laps: 30 Min  
 Starters: 34  
 Printed at: 13:52

### PROVISIONAL SPLIT TIMES

Lap	Split 1	Split 2	Split 3	Lap Time	Speed	Lap	Split 1	Split 2	Split 3	Lap Time	Speed
<b>2 Daniel FALZON (SA) (2nd)</b>						<b>67 Mark SCHUPPAN (SA) (26th)</b>					
1	43.410	48.762	30.779	2:02.951		1	41.483	45.959	29.549	1:56.991	
2	32.082	52.470	28.262	1:52.814	260	2	32.325	45.267	29.040	1:46.632	235
3	31.999	43.504	28.069	1:43.572	264	3	32.637	44.891	29.301	1:46.829	235
4	30.312	44.146	28.115	1:42.573	265	4	33.019	44.416	29.283	1:46.718	235
5	30.018	41.381	26.975	1:38.374	262	5	32.518	44.422	29.187	1:46.127	232
6	<b>29.631</b>	41.026	27.790	1:38.447	263	6	32.672	44.584	28.924	1:46.180	231
7	39.327	47.112	27.622	1:54.061	262	7	31.930	45.184	28.865	1:45.979	234
8	29.754	<b>40.791</b>	<b>26.824</b>	<b>1:37.369</b>	262	8	32.010	44.904	30.227	1:47.141	236
<b>20 Alex PHILLIS (VIC) (12th)</b>						<b>68 Mitchell LEVY (NSW) (11th)</b>					
1	40.566	45.008	28.401	1:53.975		1	43.301	46.190	29.147	1:58.638	
2	31.047	42.886	27.795	1:41.728	260	2	31.494	42.875	27.735	1:42.104	256
3	30.498	42.206	27.547	1:40.251	260	3	30.901	42.921	28.343	1:42.165	260
4	30.218	41.793	27.689	1:39.700	260	4	31.894	43.677	28.224	1:43.795	254
5	30.393	42.485	28.334	1:41.212	258	5	30.623	42.642	50.200	2:03.465	255
6	30.793	43.236	6:49.799	8:03.828	260	6	38.126	43.660	29.381	1:51.167	
7	38.359	44.080	28.190	1:50.629		7	30.513	42.721	28.039	1:41.273	257
8	31.121	41.948	27.501	1:40.570	258	8	30.411	41.674	27.449	1:39.534	255
9	30.453	41.771	27.474	1:39.698	259	9	30.498	42.733	27.458	1:40.689	255
10	<b>30.198</b>	41.600	27.303	<b>1:39.101</b>	260	10	30.294	41.752	27.577	1:39.623	257
11	30.552	42.663	27.837	1:41.052	258	11	<b>30.121</b>	41.397	27.705	1:39.223	255
12	30.508	41.504	27.562	1:39.574	255	12	30.286	<b>41.242</b>	<b>27.238</b>	<b>1:38.766</b>	254
13	30.310	43.313	<b>27.256</b>	1:40.879	259	13	30.956	42.126	27.353	1:40.435	256
14	30.454	<b>41.448</b>	27.441	1:39.343	260	14	30.482	41.439	27.623	1:39.544	255
<b>21 James PATRICK (VIC) (28th)</b>						<b>69 Michael LOCKART (NSW) (4th)</b>					
1	43.731	46.866	29.258	1:59.855		1	37.772	46.349	29.639	1:53.760	
2	32.394	45.251	28.973	1:46.618	244	2	31.971	43.027	28.099	1:43.097	241
3	32.003	44.530	29.063	1:45.596	244	3	30.485	41.310	27.250	1:39.045	257
4	32.179	44.583	28.727	1:45.489	244	4	30.029	41.134	27.037	1:38.200	258
5	31.763	44.574	28.539	1:44.876	245	5	29.843	<b>41.013</b>	27.461	1:38.317	259
6	32.161	<b>43.779</b>	<b>28.538</b>	1:44.478	241	6	29.811	41.117	27.052	1:37.980	257
7	<b>31.562</b>	44.858	29.300	1:45.720	245	7	30.981	44.495	4:23.812	5:39.288	257
8	31.879	43.791	28.733	<b>1:44.403</b>	242	8	42.222	46.390	28.871	1:57.483	
<b>24 Daniel MAYES (QLD) (16th)</b>											
1	40.788	48.509	30.316	1:59.613		9	30.754	43.391	27.329	1:41.474	252
2	32.711	43.960	28.336	1:45.007	252						
3	30.755	42.410	27.897	1:41.062	255						
4	30.394	<b>42.011</b>	<b>27.562</b>	<b>1:39.967</b>	257						
5	30.374	43.184	28.003	1:41.561	262						
6	<b>30.102</b>	44.030	33.133	1:47.265	260						
7	30.240	3:29.885	5:25.477	9:25.602	257						
8	43.592	44.867	28.584	1:57.043							
9	31.125	43.108	28.095	1:42.328	255						

*Scott Laing*  
 Chief Time Keeper - Scott Laing

*Tom Williams*  
 Clerk of Course - Tom Williams



Computime Race Timing Systems Pty Ltd © 1996  
 Licensed to Computime Race Timing Systems  
**COMPUTIME RACE TIMING SYSTEMS PTY LTD**  
**www.computime.com.au**

9 Timber Lane, Glen Waverley Vic 3150. Ph: 0418 17 13 17

E-mail: scott@computime.com.au





# SUPPORT CLASS RESULTS



## AUSTRALIAN SUPERSPORT

### Qualifying

Date: 22/02/13  
 Event: Q04  
 Weather: Cloudy - Temp: 25.4C  
 Track: Dry - Temp: 38.2C

Started at: 12:51:11  
 Laps: 30 Min  
 Starters: 34  
 Printed at: 13:52

### PROVISIONAL SPLIT TIMES

Lap	Split 1	Split 2	Split 3	Lap Time	Speed	Lap	Split 1	Split 2	Split 3	Lap Time	Speed
10	30.591	42.746	27.888	1:41.225	252	10	30.006	41.213	27.109	1:38.328	257
						11	<b>29.747</b>	41.254	<b>26.959</b>	<b>1:37.960</b>	258
<b>30 Rowen SMITH (VIC) (32th)</b>						<b>71 Sam HERMEL (SA) (31th)</b>					
1	45.057	48.373	30.414	2:03.844		1	43.794	48.607	30.998	2:03.399	
2	33.255	45.586	29.712	1:48.553	241	2	35.149	47.466	29.444	1:52.059	248
3	33.021	44.812	29.595	1:47.428	241	3	32.067	<b>43.952</b>	1:16.585	2:32.604	246
4	33.540	45.792	1:33.776	2:53.108	236	4	39.873	44.839	29.318	1:54.030	
5	39.967	46.481	29.611	1:56.059		5	31.806	44.084	4:11.157	5:27.047	247
6	33.044	45.083	29.439	1:47.566	241	6	42.617	44.754	29.075	1:56.446	
7	32.679	44.529	29.246	1:46.454	242	7	31.814	44.420	<b>28.909</b>	<b>1:45.143</b>	247
8	32.773	45.766	29.222	1:47.761	244	8	<b>31.664</b>	44.412	29.332	1:45.408	245
9	32.373	45.432	29.204	1:47.009	244	9	31.940	44.654	29.764	1:46.358	246
10	<b>32.204</b>	44.567	<b>28.861</b>	1:45.632	242	<b>72 Brad SHAW (VIC) (19th)</b>					
11	33.742	45.461	2:15.494	3:34.697	243	1	43.044	45.982	29.881	1:58.907	
12	43.134	45.891	29.535	1:58.560		2	32.179	43.119	28.375	1:43.673	253
13	33.045	45.891	29.274	1:48.210	241	3	31.297	42.378	28.002	1:41.677	258
14	32.435	<b>44.077</b>	29.049	<b>1:45.561</b>	241	4	31.294	44.641	28.555	1:44.490	261
<b>33 Richard ELLIS (VIC) (30th)</b>						5	<b>30.662</b>	43.131	<b>27.858</b>	1:41.651	260
1	41.366	46.133	29.215	1:56.714		6	30.738	43.849	2:22.728	3:37.315	259
2	33.060	44.232	<b>29.090</b>	1:46.382	234	7	39.328	43.445	28.650	1:51.423	
3	<b>31.808</b>	<b>43.775</b>	29.255	<b>1:44.838</b>	249	8	30.960	42.379	28.175	1:41.514	254
4	33.094	47.351	2:01.623	3:22.068	248	9	31.364	42.467	28.356	1:42.187	248
5	40.693	46.350	30.738	1:57.781		10	32.597	43.457	2:14.422	3:30.476	243
6	32.537	46.479	30.097	1:49.113	246	11	41.442	42.533	28.263	1:52.238	
7	32.504	45.736	2:08.194	3:26.434	249	12	31.242	42.597	28.028	1:41.867	253
8	42.691	46.036	30.088	1:58.815		13	31.198	<b>42.293</b>	27.956	<b>1:41.447</b>	254
<b>41 Aiden WAGNER (QLD) (6th)</b>						14	31.275	43.469	1:43.996	2:58.740	249
1	37.139	43.829	28.915	1:49.883		15	38.236	43.671	31.434	1:53.341	
2	30.441	41.607	27.818	1:39.866	254	<b>73 Anthony JONES (QLD) (27th)</b>					
3	30.087	41.235	27.760	1:39.082	255	1	39.838	47.391	30.395	1:57.624	
4	30.072	41.216	27.274	1:38.562	264	2	32.861	45.776	29.327	1:47.964	239
5	29.828	1:16.377	27.544	2:13.749	261	3	32.303	45.196	29.576	1:47.075	247
6	<b>29.804</b>	42.133	28.084	1:40.021	258	4	32.539	44.791	29.156	1:46.486	225
7	30.315	41.172	3:06.429	4:17.916	254	5	31.479	44.635	30.419	1:46.533	247
8	36.189	42.348	27.689	1:46.226		6	31.655	49.987	29.087	1:50.729	244
9	30.278	41.503	27.632	1:39.413	255	7	31.952	46.069	29.165	1:47.186	244
10	30.109	40.842	<b>27.182</b>	<b>1:38.133</b>	254	8	32.257	44.577	29.023	1:45.857	244
11	30.294	<b>40.791</b>	27.373	1:38.458	257	9	31.826	44.169	<b>28.348</b>	<b>1:44.343</b>	238
12	29.901	41.386	27.351	1:38.638	256	10	31.581	1:04.206	28.623	2:04.410	251
<b>42 David BUONOPANE (VIC) (17th)</b>						11	31.654	45.553	28.522	1:45.729	241
1	39.375	45.699	28.999	1:54.073		12	31.768	44.234	28.571	1:44.573	243
2	31.252	42.512	<b>27.871</b>	1:41.635	256	13	31.453	44.612	28.693	1:44.758	248
3	31.117	42.888	28.545	1:42.550	258	14	31.936	44.624	28.897	1:45.457	245

*Scott Laing*  
 Chief Time Keeper - Scott Laing

*Tom Williams*  
 Clerk of Course - Tom Williams



Computime Race Timing Systems Pty Ltd © 1996  
 Licensed to Computime Race Timing Systems  
**COMPUTIME RACE TIMING SYSTEMS PTY LTD**  
**www.computime.com.au**

9 Timber Lane, Glen Waverley Vic 3150. Ph: 0418 17 13 17

E-mail: scott@computime.com.au





# SUPPORT CLASS RESULTS



## AUSTRALIAN SUPERSPORT

### Qualifying

Date: 22/02/13  
 Event: Q04  
 Weather: Cloudy - Temp: 25.4C  
 Track: Dry - Temp: 38.2C


Started at: 12:51:11  
 Laps: 30 Min  
 Starters: 34  
 Printed at: 13:52

### PROVISIONAL SPLIT TIMES

Lap	Split 1	Split 2	Split 3	Lap Time	Speed	Lap	Split 1	Split 2	Split 3	Lap Time	Speed
4	31.473	<b>42.078</b>	28.094	1:41.645	256	15	47.554	<b>43.993</b>	28.466	2:00.013	239
5	30.865	42.730	28.990	1:42.585	254	16	<b>31.340</b>	44.550	28.650	1:44.540	240
6	31.027	42.269	28.148	1:41.444	254	17	31.808	45.044	28.539	1:45.391	243
7	32.009	43.702	1:02.477	2:18.188	253						
8	39.501	46.371	28.278	1:54.150							
9	30.850	43.106	28.061	1:42.017	258	<b>76 Scott GAPPS (NSW) (25th)</b>					
10	<b>30.490</b>	42.203	27.887	1:40.580	257	1	42.501	47.854	31.061	2:01.416	
11	31.008	44.490	2:03.303	3:18.801	257	2	34.680	45.291	29.355	1:49.326	254
12	40.159	45.681	27.961	1:53.801		3	32.650	44.258	28.685	1:45.593	247
13	30.519	42.122	27.884	<b>1:40.525</b>	260	4	32.329	43.744	28.502	1:44.575	254
14	31.046	42.150	28.035	1:41.231	257	5	36.034	48.489	4:21.906	5:46.429	238
						6	43.825	53.923	30.546	2:08.294	
						7	32.995	45.915	28.968	1:47.878	243
<b>43 Alastair HOOGENBOEZEM (NZ) (13th)</b>						8	32.194	43.625	<b>28.424</b>	1:44.243	253
1	41.824	44.888	28.880	1:55.592		9	<b>31.908</b>	<b>43.611</b>	28.598	<b>1:44.117</b>	253
2	32.093	43.056	27.634	1:42.783	254						
3	30.683	42.527	27.609	1:40.819	255	<b>78 Michael BLAIR (NSW) (7th)</b>					
4	30.475	41.534	27.426	1:39.435	252	1	40.763	45.466	28.146	1:54.375	
5	30.363	41.740	27.622	1:39.725	254	2	31.040	42.872	51.855	2:05.767	249
6	<b>30.162</b>	41.646	28.099	1:39.907	255	3	36.252	41.306	27.721	1:45.279	
7	30.230	41.579	27.586	1:39.395	254	4	30.270	41.390	27.255	1:38.915	256
8	30.362	<b>41.340</b>	27.536	<b>1:39.238</b>	252	5	<b>29.944</b>	41.523	27.992	1:39.459	259
9	30.760	41.997	3:44.094	4:56.851	252	6	30.248	41.709	27.312	1:39.269	258
10	41.023	43.597	28.051	1:52.671		7	30.048	41.007	27.300	1:38.355	257
11	30.252	41.897	<b>27.221</b>	1:39.370	255	8	30.745	41.552	27.388	1:39.685	260
12	30.335	42.081	27.421	1:39.837	256	9	30.318	41.827	27.392	1:39.537	256
13	30.865	41.986	27.823	1:40.674	252	10	30.170	40.893	27.204	1:38.267	254
						11	32.215	44.700	1:51.894	3:08.809	257
<b>49 Brendan CLARKE (QLD) (15th)</b>						12	36.548	41.665	27.672	1:45.885	
1	41.227	46.326	29.625	1:57.178		13	30.081	40.919	<b>27.188</b>	<b>1:38.188</b>	256
2	32.106	43.667	28.481	1:44.254	247	14	30.140	41.549	27.326	1:39.015	256
3	31.119	43.120	28.757	1:42.996	252	15	30.026	41.246	27.352	1:38.624	256
4	31.018	42.304	28.218	1:41.540	245	16	30.493	<b>40.865</b>	27.433	1:38.791	257
5	30.778	42.058	28.158	1:40.994	252	17	30.151	41.406	27.495	1:39.052	257
6	37.327	53.481	3:08.441	4:39.249	247						
7	48.254	49.164	29.883	2:07.301		<b>82 Chris QUINN (NSW) (8th)</b>					
8	32.264	49.637	2:18.118	3:40.019	247	1	42.260	45.540	28.336	1:56.136	
9	45.945	45.572	28.687	2:00.204		2	30.529	42.827	28.130	1:41.486	255
10	31.457	43.043	28.271	1:42.771	249	3	30.024	41.052	27.639	1:38.715	261
11	31.026	42.496	28.039	1:41.561	250	4	29.961	<b>40.909</b>	<b>27.377</b>	<b>1:38.247</b>	256
12	30.805	41.903	27.909	1:40.617	250	5	<b>29.850</b>	41.070	27.391	1:38.311	256
13	30.672	<b>41.526</b>	28.019	1:40.217	253	6	32.428	47.685	4:31.489	5:51.602	255
14	<b>30.562</b>	41.695	<b>27.592</b>	<b>1:39.849</b>	251	7	46.053	46.004	28.485	2:00.542	
						8	30.236	42.495	27.610	1:40.341	257
<b>50 Callum SPRIGGS (QLD) (5th)</b>						<b>84 Thomas BRYDEN (NSW) (24th)</b>					
1	37.764	46.127	29.570	1:53.461		1	45.666	48.474	30.085	2:04.225	
2	30.638	41.567	27.257	1:39.462	253						

*Scott Laing*  
 Chief Time Keeper - Scott Laing

*Tom Williams*  
 Clerk of Course - Tom Williams



Computime Race Timing Systems Pty Ltd © 1996  
 Licensed to Computime Race Timing Systems  
**COMPUTIME RACE TIMING SYSTEMS PTY LTD**  
**www.computime.com.au**

9 Timber Lane, Glen Waverley Vic 3150. Ph: 0418 17 13 17

E-mail: scott@computime.com.au





# SUPPORT CLASS RESULTS



## AUSTRALIAN SUPERSPORT

### Qualifying

Date: 22/02/13  
 Event: Q04  
 Weather: Cloudy - Temp: 25.4C  
 Track: Dry - Temp: 38.2C

Started at: 12:51:11  
 Laps: 30 Min  
 Starters: 34  
 Printed at: 13:52

### PROVISIONAL SPLIT TIMES

Lap	Split 1	Split 2	Split 3	Lap Time	Speed	Lap	Split 1	Split 2	Split 3	Lap Time	Speed
3	<b>29.832</b>	40.936	27.287	<b>1:38.055</b>	259	2	1:06.216	51.951	30.106	2:28.273	252
4	30.043	41.142	27.266	1:38.451	258	3	33.192	45.326	30.287	1:48.805	251
5	29.994	<b>40.931</b>	<b>27.131</b>	1:38.056	258	4	32.462	44.894	29.050	1:46.406	252
6	30.494	42.989	1:32.470	2:45.953	258	5	31.999	44.209	<b>28.640</b>	1:44.848	254
7	38.634	43.162	27.662	1:49.458		6	31.977	43.974	28.943	1:44.894	252
8	30.830	42.856	27.499	1:41.185	259	7	31.757	44.088	2:23.061	3:38.906	252
9	30.863	42.019	27.468	1:40.350	258	8	41.458	46.096	29.478	1:57.032	
10	30.741	42.223	27.596	1:40.560	260	9	32.248	43.838	28.738	1:44.824	251
11	30.231	42.584	27.500	1:40.315	257	10	<b>31.708</b>	<b>43.708</b>	28.683	<b>1:44.099</b>	253
12	30.313	42.287	3:27.732	4:40.332	257						
13	39.716	43.690	27.966	1:51.372							
14	30.641	42.269	28.130	1:41.040	257						
15	30.093	41.224	27.162	1:38.479	257						
16	30.196	41.806	27.498	1:39.500	259						
<b>52 Ryan TAYLOR (VIC) (3rd)</b>						<b>85 Jarrod KOPPE (QLD) (22th)</b>					
1	40.842	43.408	27.905	1:52.155		1	40.568	48.598	29.938	1:59.104	
2	30.048	41.456	27.685	1:39.189	255	2	32.999	45.264	29.106	1:47.369	247
3	30.072	42.090	27.771	1:39.933	256	3	32.381	45.026	29.157	1:46.564	248
4	<b>29.755</b>	<b>40.613</b>	27.450	<b>1:37.818</b>	259	4	32.105	44.318	28.743	1:45.166	238
5	29.819	40.840	27.265	1:37.924	257	5	31.615	44.222	29.072	1:44.909	246
6	30.024	40.948	27.481	1:38.453	258	6	32.040	48.101	28.948	1:49.089	247
7	29.937	41.903	3:05.570	4:17.410	254	7	32.420	44.320	29.318	1:46.058	246
8	40.342	43.559	28.532	1:52.433		8	31.803	44.127	28.871	1:44.801	247
9	30.167	42.246	27.449	1:39.862	256	9	31.877	44.220	28.247	1:44.344	248
10	29.901	40.926	<b>27.041</b>	1:37.868	259	10	31.750	44.176	<b>28.224</b>	1:44.150	247
11	30.305	41.170	27.095	1:38.570	261	11	31.646	44.311	29.667	1:45.624	246
12	29.868	40.733	27.918	1:38.519	255	12	<b>31.308</b>	44.314	28.402	1:44.024	248
13	30.303	41.207	4:09.497	5:21.007	255	13	31.545	<b>43.754</b>	28.548	<b>1:43.847</b>	247
<b>53 Mason COOTE (VIC) (21th)</b>						<b>89 Anthony Luke VILLELLA (QLD) (33th)</b>					
1	45.095	50.146	30.990	2:06.231		1	44.623	47.010	30.167	2:01.800	
2	33.640	46.511	29.875	1:50.026	247	2	33.319	45.690	29.880	1:48.889	233
3	32.995	45.892	2:02.594	3:21.481	249	3	32.910	44.985	<b>29.318</b>	1:47.213	243
4	39.450	44.797	29.588	1:53.835		4	33.410	45.206	29.795	1:48.411	242
5	32.183	44.124	29.109	1:45.416	249	5	33.147	44.917	29.509	1:47.573	228
6	31.944	44.111	28.918	1:44.973	251	6	33.327	44.551	29.634	1:47.512	242
7	31.967	44.307	28.894	1:45.168	251	7	33.236	45.027	29.326	1:47.589	242
8	32.417	44.674	1:59.903	3:16.994	251	8	32.826	44.558	29.373	<b>1:46.757</b>	241
9	42.962	44.423	28.825	1:56.210		9	<b>32.793</b>	45.172	29.476	1:47.441	243
10	<b>31.588</b>	<b>43.310</b>	<b>28.577</b>	<b>1:43.475</b>	252	10	33.099	45.257	29.511	1:47.867	242
<b>58 Anthony QUINN (NSW) (18th)</b>						<b>93 David BARKER (VIC) (29th)</b>					
1	42.321	47.006	29.458	1:58.785		1	43.133	47.253	30.253	2:00.639	
2	31.851	43.292	28.578	1:43.721	252	2	33.574	46.158	30.028	1:49.760	246
3	31.089	42.841	28.714	1:42.644	253	3	33.756	45.903	29.555	1:49.214	241
						4	32.994	45.475	29.575	1:48.044	244

*Scott Laing*  
 Chief Time Keeper - Scott Laing

*Tom Williams*  
 Clerk of Course - Tom Williams



Computime Race Timing Systems Pty Ltd © 1996  
 Licensed to Computime Race Timing Systems  
**COMPUTIME RACE TIMING SYSTEMS PTY LTD**  
**www.computime.com.au**

9 Timber Lane, Glen Waverley Vic 3150. Ph: 0418 17 13 17

E-mail: scott@computime.com.au





# SUPPORT CLASS RESULTS



## AUSTRALIAN SUPERSPORT

### Qualifying

Date: 22/02/13  
 Event: Q04  
 Weather: Cloudy - Temp: 25.4C  
 Track: Dry - Temp: 38.2C

Started at: 12:51:11  
 Laps: 30 Min  
 Starters: 34  
 Printed at: 13:52

### PROVISIONAL SPLIT TIMES

Lap	Split 1	Split 2	Split 3	Lap Time	Speed	Lap	Split 1	Split 2	Split 3	Lap Time	Speed
4	31.927	43.472	28.780	1:44.179	247	5	32.666	45.733	29.260	1:47.659	243
5	31.247	42.691	28.511	1:42.449	258	6	32.670	44.956	29.216	1:46.842	243
6	31.199	43.720	4:25.898	5:40.817	256	7	32.343	44.727	28.840	1:45.910	244
7	50.812	56.738	30.981	2:18.531		8	32.084	44.151	<b>28.573</b>	<b>1:44.808</b>	243
8	32.525	42.941	28.245	1:43.711	251	9	32.141	44.116	28.860	1:45.117	244
9	30.966	42.036	28.120	1:41.122	252	10	<b>31.353</b>	<b>43.814</b>	4:21.365	5:36.532	250
10	30.772	42.307	28.088	1:41.167	253	11	40.194	44.332	30.063	1:54.589	
11	<b>30.664</b>	42.210	2:06.154	3:19.028	253	12	31.760	43.979	29.292	1:45.031	244
12	53.146	48.519	28.105	2:09.770		13	31.900	44.375	29.255	1:45.530	243
13	30.908	42.377	28.307	1:41.592	252	14	31.870	44.139	28.873	1:44.882	242
14	30.685	<b>42.022</b>	<b>28.054</b>	<b>1:40.761</b>	252	15	35.453	48.684	28.962	1:53.099	243

#### 59 Luke BURGESS (QLD) (10th)

#### 96 Aaron GOBERT (NSW) (9th)

1	40.055	45.146	28.635	1:53.836	
2	31.432	43.063	28.012	1:42.507	254
3	30.843	42.061	27.839	1:40.743	253
4	30.467	41.850	27.696	1:40.013	247
5	30.590	42.111	1:17.565	2:30.266	255
6	42.928	42.655	27.863	1:53.446	
7	31.056	43.142	27.699	1:41.897	252
8	30.415	42.781	27.839	1:41.035	254
9	31.226	45.561	1:04.349	2:21.136	252
10	41.002	42.803	27.886	1:51.691	
11	30.550	43.046	27.840	1:41.436	252
12	30.501	41.532	29.567	1:41.600	252
13	30.457	54.869	33.797	1:59.123	252
14	33.052	43.051	28.087	1:44.190	247
15	30.661	41.679	27.536	1:39.876	249
16	<b>30.206</b>	<b>41.112</b>	<b>27.241</b>	<b>1:38.559</b>	251
17	37.498	47.367	31.505	1:56.370	222

1	38.235	44.144	28.222	1:50.601	
2	30.735	41.825	27.817	1:40.377	255
3	30.437	41.753	27.538	1:39.728	257
4	30.589	42.609	28.202	1:41.400	258
5	30.234	41.173	<b>27.270</b>	1:38.677	260
6	<b>29.950</b>	41.774	2:33.326	3:45.050	258
7	36.106	41.677	27.576	1:45.359	
8	30.194	41.423	27.497	1:39.114	258
9	29.993	<b>41.129</b>	27.282	<b>1:38.404</b>	258
10	30.192	41.345	2:46.204	3:57.741	260
11	38.257	45.580	27.839	1:51.676	
12	30.054	41.819	27.845	1:39.718	258

#### 97 Joshua CUMING (QLD) (20th)

#### 64 Aaron MORRIS (NSW) (1st)

1	39.863	47.359	30.401	1:57.623	
2	33.153	45.326	29.262	1:47.741	240
3	32.202	44.885	29.352	1:46.439	248
4	31.897	43.445	28.862	1:44.204	245
5	31.950	43.614	28.651	1:44.215	246
6	31.109	43.363	29.863	1:44.335	253
7	31.353	42.893	28.432	1:42.678	249
8	31.326	43.031	28.364	1:42.721	247
9	31.235	43.654	28.735	1:43.624	247
10	31.285	43.101	28.056	1:42.442	248
11	31.140	<b>42.529</b>	27.899	<b>1:41.568</b>	247
12	31.318	44.699	32.390	1:48.407	245
13	36.278	52.195	3:35.533	5:04.006	216
14	37.858	43.152	<b>27.876</b>	1:48.886	
15	<b>30.815</b>	42.805	28.059	1:41.679	250
16	30.852	42.622	28.200	1:41.674	248

#### 98 Evan BYLES (SA) (23th)

#### 65 Hudson PITT (SA) (14th)

1	41.794	47.561	29.878	1:59.233	
2	32.151	42.742	28.062	1:42.955	250
3	30.932	44.288	28.974	1:44.194	256
4	30.798	42.210	27.979	1:40.987	252

*Scott Laing*  
 Chief Time Keeper - Scott Laing

*Tom Williams*  
 Clerk of Course - Tom Williams



Computime Race Timing Systems Pty Ltd © 1996  
 Licensed to Computime Race Timing Systems  
**COMPUTIME RACE TIMING SYSTEMS PTY LTD**  
**www.computime.com.au**

9 Timber Lane, Glen Waverley Vic 3150. Ph: 0418 17 13 17

E-mail: scott@computime.com.au





# SUPPORT CLASS RESULTS



## AUSTRALIAN SUPERSPORT

### Qualifying

Date: 22/02/13  
 Event: Q04  
 Weather: Cloudy - Temp: 25.4C  
 Track: Dry - Temp: 38.2C

Started at: 12:51:11  
 Laps: 30 Min  
 Starters: 34  
 Printed at: 13:52

### PROVISIONAL SPLIT TIMES


Lap	Split 1	Split 2	Split 3	Lap Time	Speed	Lap	Split 1	Split 2	Split 3	Lap Time	Speed
5	30.727	42.209	27.830	1:40.766	253	2	33.062	45.162	29.442	1:47.666	232
6	30.818	42.138	27.775	1:40.731	255	3	32.898	44.416	28.940	1:46.254	235
7	31.388	44.371	3:31.958	4:47.717	254	4	32.512	44.291	29.116	1:45.919	238
8	41.363	43.622	27.997	1:52.982		5	32.172	43.991	29.474	1:45.637	237
9	30.528	41.738	27.672	1:39.938	257	6	32.032	44.160	3:21.615	4:37.807	236
10	<u>30.359</u>	41.680	<u>27.384</u>	<u>1:39.423</u>	257	7	42.426	44.899	29.330	1:56.655	
11	30.951	<u>41.483</u>	27.861	1:40.295	262	8	31.892	43.961	<u>28.522</u>	1:44.375	241
12	33.643	46.168	2:55.722	4:15.533	233	9	31.556	<u>43.538</u>	28.976	<u>1:44.070</u>	242
13	43.455	43.425	28.474	1:55.354		10	<u>31.466</u>	43.603	29.364	1:44.433	242
14	31.165	43.359	28.336	1:42.860	254	11	32.223	43.902	28.788	1:44.913	238


### 99 Miguel BAKER (QLD) (34th)

1	44.893	52.209	32.231	2:09.333	
2	35.562	49.904	31.624	1:57.090	244
3	35.350	49.386	31.580	1:56.316	236
4	34.621	48.824	31.244	1:54.689	237
5	34.172	48.386	30.871	1:53.429	243
6	34.013	48.143	30.616	1:52.772	247
7	33.870	47.584	30.235	1:51.689	244
8	33.727	48.139	2:25.661	3:47.527	243
9	42.858	49.382	30.093	2:02.333	
10	34.199	47.296	<u>29.700</u>	1:51.195	240
11	<u>33.294</u>	47.060	30.274	1:50.628	251
12	33.487	46.825	30.333	1:50.645	248
13	33.675	<u>46.611</u>	30.018	<u>1:50.304</u>	247

\*\*\* ALL RIDERS QUALIFY \*\*\*

The results are provisional until the end of the time limit for protests and appeals.

  
 Chief Time Keeper - Scott Laing

  
 Clerk of Course - Tom Williams



Computime Race Timing Systems Pty Ltd © 1996  
 Licensed to Computime Race Timing Systems  
**COMPUTIME RACE TIMING SYSTEMS PTY LTD**  
**www.computime.com.au**

9 Timber Lane, Glen Waverley Vic 3150. Ph: 0418 17 13 17

E-mail: scott@computime.com.au





# SUPPORT CLASS RESULTS

## AUSTRALIAN SUPERSPORT

### Qualifying



Date: 22/02/13  
 Event: Q04  
 Weather: Cloudy - Temp: 25.4C  
 Track: Dry - Temp: 38.2C

Started at: 12:51:11  
 Laps: 30 Min  
 Starters: 34  
 Printed at: 13:52

### PROVISIONAL FASTEST LAPS SEQUENCE

Race Time	No	Name	Machine	Fastest Lap	On Lap
2:01.723	41	Aiden WAGNER (QLD)	Yamaha YZF-R6	1:49.883	1
3:41.589	41	Aiden WAGNER (QLD)	Yamaha YZF-R6	1:39.866	2
3:42.473	50	Callum SPRIGGS (QLD)	Yamaha YZF-R6	1:39.462	2
3:53.374	52	Ryan TAYLOR (VIC)	Yamaha YZF-R6	1:39.189	2
5:20.528	50	Callum SPRIGGS (QLD)	Yamaha YZF-R6	1:38.055	3
6:47.052	64	Aaron MORRIS (NSW)	Yamaha YZF-R6	1:37.970	3
7:11.125	52	Ryan TAYLOR (VIC)	Yamaha YZF-R6	1:37.818	4
15:13.082	2	Daniel FALZON (SA)	Yamaha YZF-R6	1:37.369	8
16:16.314	64	Aaron MORRIS (NSW)	Yamaha YZF-R6	1:37.183	8

\*\*\* ALL RIDERS QUALIFY \*\*\*

The results are provisional until the end of the time limit for protests and appeals.

Chief Time Keeper - Scott Laing

Clerk of Course - Tom Williams



Computime Race Timing Systems Pty Ltd © 1996  
 Licensed to Computime Race Timing Systems

**COMPUTIME RACE TIMING SYSTEMS PTY LTD**  
**www.computime.com.au**

9 Timber Lane, Glen Waverley Vic 3150. Ph: 0418 17 13 17

E-mail: scott@computime.com.au





# SUPPORT CLASS RESULTS



## AUSTRALIAN SUPERSPORT

### Qualifying

Date: 22/02/13  
 Event: Q04  
 Weather: Cloudy - Temp: 25.4C  
 Track: Dry - Temp: 38.2C

Started at: 12:51:11  
 Laps: 30 Min  
 Starters: 34  
 Printed at: 13:52

### PROVISIONAL BEST PARTIAL TIMES

Pos	Split 1		Split 2		Split 3		LAP	Ideal	Fastest
	Name	Time	Name	Time	Name	Time			
1	C. QUINN	29.586	A. MORRIS	40.398	D. FALZON	26.824	A. MORRIS	1:37.183	1:37.183
2	D. FALZON	29.631	R. TAYLOR	40.613	A. MORRIS	26.910	D. FALZON	1:37.246	1:37.369
3	M. LOCKART	29.747	D. FALZON	40.791	M. LOCKART	26.959	R. TAYLOR	1:37.409	1:37.818
4	R. TAYLOR	29.755	A. WAGNER	40.791	R. TAYLOR	27.041	M. LOCKART	1:37.719	1:37.960
5	A. WAGNER	29.804	M. BLAIR	40.865	C. SPRIGGS	27.131	A. WAGNER	1:37.777	1:38.133
6	C. SPRIGGS	29.832	C. QUINN	40.909	A. WAGNER	27.182	C. QUINN	1:37.872	1:38.247
7	A. MORRIS	29.875	C. SPRIGGS	40.931	M. BLAIR	27.188	C. SPRIGGS	1:37.894	1:38.055
8	M. BLAIR	29.944	M. LOCKART	41.013	A. HOOGENBOEZE	27.221	M. BLAIR	1:37.997	1:38.188
9	A. GOBERT	29.950	A. GOBERT	41.070	M. LEVY	27.238	A. GOBERT	1:38.290	1:38.404
10	D. MAYES	30.102	L. BURGESS	41.112	L. BURGESS	27.241	L. BURGESS	1:38.559	1:38.559
11	M. LEVY	30.121	M. LEVY	41.242	A. PHILLIS	27.256	M. LEVY	1:38.601	1:38.766
12	A. HOOGENBOEZE	30.162	A. HOOGENBOEZE	41.340	A. GOBERT	27.270	A. HOOGENBOEZE	1:38.723	1:39.238
13	A. PHILLIS	30.198	A. PHILLIS	41.448	C. QUINN	27.377	A. PHILLIS	1:38.902	1:39.101
14	L. BURGESS	30.206	H. PITT	41.483	H. PITT	27.384	H. PITT	1:39.226	1:39.423
15	H. PITT	30.359	B. CLARKE	41.526	D. MAYES	27.562	D. MAYES	1:39.675	1:39.967
16	D. BUONOPANE	30.490	D. MAYES	42.011	B. CLARKE	27.592	B. CLARKE	1:39.680	1:39.849
17	B. CLARKE	30.562	A. QUINN	42.022	B. SHAW	27.858	D. BUONOPANE	1:40.439	1:40.525
18	B. SHAW	30.662	D. BUONOPANE	42.078	D. BUONOPANE	27.871	A. QUINN	1:40.740	1:40.761
19	A. QUINN	30.664	B. SHAW	42.293	J. CUMING	27.876	B. SHAW	1:40.813	1:41.447
20	J. CUMING	30.815	J. CUMING	42.529	A. QUINN	28.054	J. CUMING	1:41.220	1:41.568
21	J. KOPPE	31.308	M. COOTE	43.310	J. KOPPE	28.224	J. KOPPE	1:43.286	1:43.847
22	A. JONES	31.340	E. BYLES	43.538	A. JONES	28.348	M. COOTE	1:43.317	1:43.475
23	D. BARKER	31.353	M. SCHUPPAN	43.566	S. GAPPS	28.424	E. BYLES	1:43.526	1:44.070
24	M. COOTE	31.430	S. GAPPS	43.611	E. BYLES	28.522	A. JONES	1:43.681	1:44.343
25	E. BYLES	31.466	T. BRYDEN	43.708	J. PATRICK	28.538	M. SCHUPPAN	1:43.699	1:44.202
26	M. SCHUPPAN	31.517	J. KOPPE	43.754	D. BARKER	28.573	D. BARKER	1:43.740	1:44.808
27	T. BRYDEN	31.552	R. ELLIS	43.775	M. COOTE	28.577	J. PATRICK	1:43.879	1:44.403
28	J. PATRICK	31.562	J. PATRICK	43.779	M. SCHUPPAN	28.616	T. BRYDEN	1:43.900	1:44.099
29	S. HERMEL	31.664	D. BARKER	43.814	T. BRYDEN	28.640	S. GAPPS	1:43.943	1:44.117
30	R. ELLIS	31.808	S. HERMEL	43.952	R. SMITH	28.861	S. HERMEL	1:44.525	1:45.143
31	S. GAPPS	31.908	A. JONES	43.993	S. HERMEL	28.909	R. ELLIS	1:44.673	1:44.838
32	R. SMITH	32.204	R. SMITH	44.077	R. ELLIS	29.090	R. SMITH	1:45.142	1:45.561
33	A. VILLELLA	32.793	A. VILLELLA	44.547	A. VILLELLA	29.318	A. VILLELLA	1:46.658	1:46.757
34	M. BAKER	33.294	M. BAKER	46.611	M. BAKER	29.700	M. BAKER	1:49.605	1:50.304

\*\*\* ALL RIDERS QUALIFY \*\*\*

Chief Time Keeper - Scott Laing

Clerk of Course - Tom Williams



Computime Race Timing Systems Pty Ltd © 1996  
 Licensed to Computime Race Timing Systems  
**COMPUTIME RACE TIMING SYSTEMS PTY LTD**  
**www.computime.com.au**

9 Timber Lane, Glen Waverley Vic 3150. Ph: 0418 17 13 17

E-mail: scott@computime.com.au





# SUPPORT CLASS RESULTS

## AUSTRALIAN SUPERSPORT

### Qualifying




Date: 22/02/13  
 Event: Q04  
 Weather: Cloudy - Temp: 25.4C  
 Track: Dry - Temp: 38.2C


Started at: 12:51:11  
 Laps: 30 Min  
 Starters: 34  
 Printed at: 13:52

### PROVISIONAL BEST PARTIAL TIMES

Pos	Name	Split 1		Split 2		Split 3		LAP	Ideal	Fastest
		Time	Name	Time	Name	Time	Name			

The results are provisional until the end of the time limit for protests and appeals.

  
 Chief Time Keeper - Scott Laing

  
 Clerk of Course - Tom Williams



Computime Race Timing Systems Pty Ltd © 1996  
 Licensed to Computime Race Timing Systems  
**COMPUTIME RACE TIMING SYSTEMS PTY LTD**  
**www.computime.com.au**

9 Timber Lane, Glen Waverley Vic 3150. Ph: 0418 17 13 17

E-mail: scott@computime.com.au





# SUPPORT CLASS RESULTS

## AUSTRALIAN SUPERSPORT



Date: 22/02/13  
Event: Q04  
Weather: Cloudy - Temp: 25.4C  
Track: Dry - Temp: 38.2C

Started at: 12:51:11  
Laps: 30 Min  
Starters: 34  
Printed at: 13:52

### PROVISIONAL GRID SHEET



1	64	1	A. MORRIS 1:37.183	2	2	D. FALZON 1:37.369	3	52	3	R. TAYLOR 1:37.818
2		4	69	M. LOCKART 1:37.960	5	50	C. SPRIGGS 1:38.055	6	41	A. WAGNER 1:38.133
3	78	7	M. BLAIR 1:38.188	8	82	C. QUINN 1:38.247	9	96	A. GOBERT 1:38.404	
4		10	59	L. BURGESS 1:38.559	11	68	M. LEVY 1:38.766	12	20	A. PHILLIS 1:39.101
5	43	13	A. HOOGENBOEZE 1:39.238	14	65	H. PITT 1:39.423	15	49	B. CLARKE 1:39.849	
6		16	24	D. MAYES 1:39.967	17	42	D. BUONOPANE 1:40.525	18	58	A. QUINN 1:40.761
7	72	19	B. SHAW 1:41.447	20	97	J. CUMING 1:41.568	21	53	M. COOTE 1:43.475	
8		22	85	J. KOPPE 1:43.847	23	98	E. BYLES 1:44.070	24	84	T. BRYDEN 1:44.099
9	76	25	S. GAPPS 1:44.117	26	67	M. SCHUPPAN 1:44.202	27	73	A. JONES 1:44.343	
10		28	21	J. PATRICK 1:44.403	29	93	D. BARKER 1:44.808	30	33	R. ELLIS 1:44.838
11	71	31	S. HERMEL 1:45.143	32	30	R. SMITH 1:45.561	33	89	A. VILLELLA 1:46.757	
12		34	99	M. BAKER 1:50.304						

\*\*\* ALL RIDERS QUALIFY \*\*\*

Chief Time Keeper - Scott Laing

Clerk of Course - Tom Williams



Computime Race Timing Systems Pty Ltd © 1996  
Licensed to Computime Race Timing Systems  
**COMPUTIME RACE TIMING SYSTEMS PTY LTD**  
**www.computime.com.au**

9 Timber Lane, Glen Waverley Vic 3150. Ph: 0418 17 13 17

E-mail: [scott@computime.com.au](mailto:scott@computime.com.au)

